



Year 2



Phonics

Screening













































What is phonics?

- Children are taught to read by breaking down words into separate sounds or 'phonemes'. They are then taught how to blend these sounds together to read the whole word.

- Children in year two continue to have a daily phonics session and they are encouraged to use the strategies taught in these sessions, to help them read and write in other lessons.

- There are around 40 different sounds.



a 	o 	x 	t 	e 	p 	r 	i 	n 	m 	h 	b 	d 	g 
s ss 	c k ck 	q qu 	u oo 	j 	y 	ch 	sh 	th 	w wh 				
v 	f ff ph 	ow ou 	l ll 	oa ow oe o e 	oo ue ew u e 	ar 							
ng 	z zz 	ai ay a e 	ear 	igh ie i e 	ee e e ea 	air 							
ure 	oi oy 	or aw au 	er ur ir 	I no go the to into he she we me be was									
you they all are my her said have like so do come some were there little one when out what													

Why are the children being screened?

- Every Year 2 child in the country will be taking the phonics screening check in the month of November this year.
- The aim of the check is to ensure that all children are able to read by November of Year 2.
- This check will ensure that we have a clear understanding of what the children need to learn in the remainder of year 2.



What will the children be expected to do?

- The check is very similar to tasks the children already complete during phonics lessons.

- Children will be asked to 'sound out' a word and blend the sounds together.eg d-o-g - dog



- The focus of the check is to see which phonetic sounds the children know and therefore the children will be asked to read made up 'alien' or 'nonsense' words as well as 'real' words



THIS IS NOT A READING TEST

Examples of words:

in

at

beg

sum


ot



vap



osk



ect



Alien Words

stroft



terg



- The alien words have an alien printed next to the word to let them know it is **NOT** a real word.
- It is important that all children are aware of this and don't try to turn an alien word into a real word.
- The importance of recognising and sounding out each individual sound before saying the word is paramount!

When will the screening take place?

- The screening will take place in November 2021. The children cannot retake the test at any other time so it is very important your child is in school during this time.
- The check has been designed so that children of all abilities will be able to take part.



Who will complete the check?

- The children will complete the check one at a time in a quiet area of the school.
- The phonics screening will be completed by Mrs Warburton.
- The screening will only take 5-10mins with each child.



Shhhhh!

How can you help?

- Encourage your child to 'sound out' when reading or writing. Focusing particularly on spotting more unusual sound patterns.

Digraph- 2 letters making one sound

cow

Trigraphs- 3 letters making one sound

night

Split digraphs- 2 vowels with a consonant inbetween. Use to be known as the magic e!

spine - i_e

How can you help?

- Encourage your child to use their sounds when reading and writing.
- Practice reading 'real' and alien words together.
- Children can practise their phonics by playing games online. Games such as 'Buried Treasure' will focus on children's ability to read 'real' and alien words.



How can you help?

- **REMEMBER:** Phonics is not the only thing needed to become a fluent reader.
- Please continue to read with your child each night and encourage them to:
 - Sound out
 - Re-read to check it makes sense.
 - Use pictures for clues.
 - Ask questions about the book.
 - And most importantly **ENJOY READING!**

Questions?

